

The Qnap logo is displayed in white, bold, sans-serif capital letters on a blue rectangular background in the top-left corner.

QNAP

The background features a complex, abstract composition of numerous 3D geometric shapes, primarily cubes and rectangular prisms, in various shades of blue and purple. These shapes are scattered across the frame, creating a sense of depth and movement. A horizontal white band runs across the middle of the image, serving as a backdrop for the main text.

Qboost

Enhances NAS system performance

QNAP Systems, Inc.



Why Does Android Lag So Much? – Guide to Fix It! - The Droid Review

thedroidreview.com/why-does-android-lag-so-much-guide-to-fix-it-674 ▼ 翻譯這個網頁

Want to Fix your **Android Lag**? or Play Games without **lag**? ... bet in such a scenario is to keep only the most necessary and **commonly** used apps on your device.

My phone is lagging. - Android Forums at AndroidCentral.com

<https://forums.androidcentral.com/.../248448-my-phone-lagging.html> ▼ 翻譯這個網頁

2017年4月12日 - 25 篇文章 - 14 位作者

I had a Samsung transform that would **lag** on screen off/on, and would **frequently** hang for over five minutes upon loading any app, even though ...

Note 4 with lag issues

1 篇文章 2017年1月7日

Lag from my LG G3 vanished! :D

25 篇文章 2016年8月7日

music skipping/choppy often when using either ...

25 篇文章 2016年6月14日

Can anyone explain why Touchwiz lags?

25 篇文章 2016年5月19日

forums.androidcentral.com 的其餘

Android Keyboard lag: ... and how to fix it - Pocketnow

pocketnow.com/2014/06/10/ ▼ 翻譯這個網頁

2014年6月10日 - Instead, ... (or so), and **often** cycle down to just one of the two or four cores which don't ... important ...

How to get ... lagging ... Android - Reddit

https://www.reddit.com/r/android/comments/3j8k8g/how_to_get_my_android_to_stop_lagging/ ▼ 翻譯這個網頁

2015年8月 ... and lags / stutters ... I want you to be ...

Lag, delay ... Games ...

<https://community.wbgames.com/threads/lag-delay-and-overall-slow-performance.10000/> ▼ 翻譯這個網頁

2017年5月13日 - 20 篇文章

Lag, delay and overall slow performance ... sometimes gets way too hot and the app crashes to ...

Still **wasting time**
because of lagging ?



Lowers your working efficiency



Qboost




Optimize

Clear


**Application
Scheduling**

Qboost Optimize



- ✓ Clean cache memory
- ✓ Clean swap memory

Free Memory



Optimize

Free Memory



Optimizing...

Qboost Clear



- ✓ Delete unnecessary system files
- ✓ Empty Recycle Bin

Junk Files



Clear

Junk Files

Choose files to delete

☐ Unnecessary system files

☐ Recycle Bin

Note: Files will be permanently deleted

Lots of applications can take a huge amount of memory, and Optimize can not release cache memory effectively. What can we do?



Qboost

Application Scheduling

- ✓ Set schedules to enable / disable applications
- ✓ Allocate system resources more efficiently



Schedule OceanKTV manually

During weekdays, you're too busy to launch OceanKTV for some good time. You can only sing with the app in weekends.

But the app still takes up resources, even it's not active.



Demo Qboost

Optimize, Clear,
Application scheduling



Three solutions

Optimize

Releases memory
Increases operating speed

Clear


Cleans up junk files
Recycles storage space

Application Scheduling

Allocates system resources efficiently



Qboost: See you in QTS 4.3.4



USB One Touch Copy for mobile devices

How to back up lots of videos, photos on mobile devices



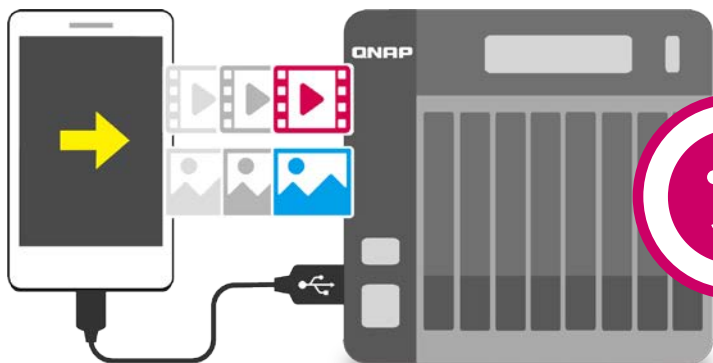
Back up to public cloud

cons : Limited to Internet speed,
Time consuming.



Back up to other storage devices

cons : Your phone is connected to the computer.
After reading files, you may need to move those
files to another storage devices.



Back up to QNAP NAS
using a direct USB connection.

USB One Touch Copy Support

Claire-TS-251A
TS-251A

SYSTEMS

- Control Panel
- Storage & Snapshots
- Users
- Network & Virtual Switch
- myQNAPcloud
- Resource Monitor
- App Center
- Help Center
- Qboost
- HybridDesk Station

APPLICATIONS

- Cloud Backup Sync - Beta
- CloudLink
- Connect to Cloud Drive
- File Station
- HappyGet 2
- Helpdesk
- Hybrid Backup Sync - Beta**
- Media Streaming add-on

Music Station

OceanKTV

Photo Station

Qsirch

Qsync Central

QTS SSL Certificate

Video Station

Hybrid Backup Sync

External Backup

USB One Touch Copy

Configure the behavior of the USB one touch copy button to back up the data from the front USB drive to the NAS or vice versa.

Please select one operating mode for the front USB port when a storage device is connected.

☒ Smart Import (Beta) ☐ USB One Touch Copy ☐ As an external storage drive

Smart Import (Beta)

Default Backup Directory: Multimedia

When you connect an external device, such as a camera, to the front USB port, and press the "COPY" button, all the photos and videos on the device will be imported to the NAS. Imported files will be stored in a newly created folder, "SmartImport", under the default backup directory. During each import operation, only new photos and videos will be imported to a new folder. If you want to customize the backup configuration, please select "USB One Touch Copy".

Apply

USB One Touch Copy Support



● Connect the mobile device to the front USB port

● **Press the Copy button for 2 seconds (or until a short beep) to start backup**

● **Backup task completed (short beep/ indicator is off)**

● Unplug the mobile device

Event Notifications

All	Error	Warning	Notice
 Smart Import The front USB drive --> NAS is completed. 2017/09/13 12:11:31 6			
 Smart Import The front USB drive --> NAS has started. 2017/09/13 12:11:26 9			

Demo

USB One Touch Copy support for mobile devices

USB One Touch Copy Support

Pros :

- ✓ An one touch button to backup all videos and photos
- ✓ Create folders depending on imported date
- ✓ Filters files automatically, will not import the same files twice
- ✓ Seamless post-import processing in related applications
ex. Photo Station “Face Detection”

Thank you